


S.C.PAJURA GRUP SA
STRADA PARCULUI NR 20
SECTOR 1 BUCURESTI



CATRE BURSA ELECTRONICA RASDAQ

Alaturat va transmitem urmatoarele documente:

- Raport trimestrial aferent trimestrului I/2009, REGULAMENTUL NR 13 /2004, ANEXA 30A si ANEXA 30B;
- Balanta de verificare incheiata la 31.03.2009;

Cu stima,

DIRECTOR
GHEORGHE PETRACHE



ANEXA 30A
REGULAMENTUL NR 13/2004
RAPORT TRIMESTRIAL AFERENT TRIMESTRULUI I/2009


Raportul trimestrial conform REGULAMENTULUI NR.13/2004
Data raportului –27.05.2009
Denumirea societatii comerciale – SC PAJURA GRUP SA
Sediul societatii comerciale – strada Parcului, numarul 20, sector
1, Bucuresti
Numarul de telefon – 0723216703
Codul unic de inregistrare la Oficiul Registrului Comertului –
1588007
Numarul de ordine in Registrul Comertului – J/40/1471/1991
Capital social subscris si varsat – 218457,50 RON
Piata reglementata pe care se tranzactioneaza valorile mobiliare emise
–PIATA RASDAQ

1. In trimestrul I/2009, nu au aparut evenimente importante care sa aiba un impact deosebit asupra pozitiei financiare a emitentului.

2. In trimestrul I/2009, SC PAJURA GRUP SA a realizat un profit brut in valoare de 32178,25 lei. SC PAJURA GRUP SA se confrunta in continuare cu greutati in recuperarea debitelor.

SC PAJURA GRUP SA si-a achitat la termen toate datoriile fata de bugetul statului si furnizori.

DIRECTOR
ing GH PETRACHE



CONTABIL SEF
NICOLAIE VISOIU

A handwritten signature in black ink, corresponding to the name Nicolaie Visoiu, is written over the printed name.

SC Pajura Grup SA

ANEXA 30B REGULAMENTUL NR.13/2004

Indicatorii Economico-Financiari		31.03.2009
1	Lichiditatea curenta: Active curente/Datorii curente =	749.003 / 518.468 1.44
2	Grad de indatorare	Nu e cazul
3	Viteza de rotatie a debitelor-clienti Sold mediu clienti/Cifra de afaceri x 90 =	709.000 / 152.033 420
4	Viteza de rotatie a activelor imobilizate Cifra de afaceri/Active imobilizate =	152.033 / 142.288 1.07

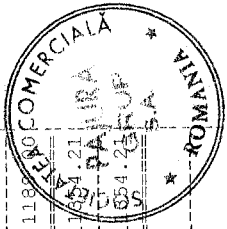
Director
Petrache Gheorghe



BALANTA VERIFICARE


SIMBOL CONT	DENUMIRE CONT	TOTAL SUME INITIALE		RULAJ PERIOADA		TOTAL SUME FINALE		SOLD FINALE	
		DEBIT	CREDIT	DEBIT	CREDIT	DEBIT	CREDIT	DEBIT	CREDIT
101.20	Capital Varsat		218457.50				218457.50		218457.50
101	TOTAL CONT : 101		218457.50				218457.50		218457.50
106.10	Rezerve Legale		43470.00				43470.00		43470.00
106.80	Alte Rezerve		16994.50				16994.50		16994.50
106	TOTAL CONT : 106		60464.50				60464.50		60464.50
117.20	Rezultat Reportat Cont 121.00		92702.17				92702.17		92702.17
117	TOTAL CONT : 117		92702.17				92702.17		92702.17
121.00	Profit Sau Pieredere	176117.68	210662.76	42255.06	39888.23	218372.74	250550.99	32178.25	32178.25
121	TOTAL CONT : 121	176117.68	210662.76	42255.06	39888.23	218372.74	250550.99	32178.25	32178.25
129.00	Repartizarea Profitului	5808.00	5808.00			5808.00	5808.00		5808.00
129	TOTAL CONT : 129	5808.00	5808.00			5808.00	5808.00		5808.00
1	TOTAL GRUPA : 1		406169.25	42255.06	39888.23	224180.74	627983.16		403602.42
211.10	Terenuri	28187.53				28187.53		28187.53	
211	TOTAL CONT : 211	28187.53				28187.53		28187.53	
212.00	Constructii	163441.05				163441.05		163441.05	
212	TOTAL CONT : 212	163441.05				163441.05		163441.05	
213.10	Echipamente Tehnologice	32799.10				32799.10		32799.10	
213.30	Mijloace De Transport	106440.42				106440.42		106440.42	
213	TOTAL CONT : 213	139239.52				139239.52		139239.52	
214.00	Mobilier, Aparatura, Birou	1260.00				1260.00		1260.00	
214	TOTAL CONT : 214	1260.00				1260.00		1260.00	
281.00	Amortiz. Imobilizari Corporale	186890.65				186890.65		186890.65	
281	TOTAL CONT : 281	186890.65				186890.65		186890.65	
2	TOTAL GRUPA : 2	145237.45				2949.80	332128.10	189840.45	142287.65
401.00	Furnizori	33444.31	73828.33	8522.00	23843.84	41966.31	97672.17	55705.86	55705.86
401	TOTAL CONT : 401	33444.31	73828.33	8522.00	23843.84	41966.31	97672.17	55705.86	55705.86
421.00	Personal-Salarii Datorate	13242.00	14430.00	5800.00	5800.00	19042.00	20230.00	1188.00	1188.00





421	TOTAL CONT : 421	13242.00	14430.00	5800.00	5800.00	19042.00	20230.00	118.80
424.00	Particip. Personal. La Profit							118.80
424	TOTAL CONT : 424		11354.21			11354.21	11354.21	118.80
425.00	Avansuri Din Salarii	6874.00	6874.00	2918.00	2918.00	9792.00	9792.00	118.80
425	TOTAL CONT : 425	6874.00	6874.00	2918.00	2918.00	9792.00	9792.00	118.80
431.10	CAS-Societate 24.5%	2412.00	3743.00	1364.00	1364.00	3776.00	4858.00	1082.00
431.20	CAS-Asigurat 9.5%	1276.00	1946.00	670.00	670.00	1946.00	2556.00	610.00
431.30	Sanatate-Societate 7%	696.00	1029.00	333.00	333.00	1029.00	1299.00	270.00
431.40	Sanatate-Asigurati 6.5%	738.00	1090.00	352.00	352.00	1090.00	1410.00	320.00
431.50	Asig. Boli Si Accidente 0.5%	88.00	102.00	14.00	14.00	102.00	113.00	11.00
431.60	Cota Pt. CO & Indem. 0.85	114.00	168.00	54.00	54.00	168.00	212.00	44.00
431.70	Fond Spec. Garant. Sal. 0.25	34.00	50.00	16.00	16.00	50.00	63.00	13.00
431	TOTAL CONT : 431	5358.00	8128.00	2803.00	2803.00	8161.00	10511.00	2350.00
437.10	Somaj-Societate 3.5%	68.00	100.00	32.00	32.00	100.00	126.00	26.00
437.20	Somaj-Asigurati 1%	56.00	88.00	32.00	32.00	88.00	118.00	30.00
437	TOTAL CONT : 437	124.00	188.00	64.00	64.00	188.00	244.00	56.00
441.00	Impozit Pe Profit	4946.00	1060.60			4946.00	7189.60	2243.60
441	TOTAL CONT : 441	4946.00	1060.60			4946.00	7189.60	2243.60
442.30	T.V.A.-De Plata	1377.00	1870.40	597.00	597.00	1974.00	2521.99	547.99
442.60	T.V.A.-Deductibila	10376.52	10376.52	3775.14	3775.14	14151.66	14151.66	
442.70	T.V.A.-Colectata	11570.49	11570.49	4426.73	4426.73	15997.22	15997.22	
442	TOTAL CONT : 442	23324.01	23817.41	8798.87	8798.87	32122.88	32670.87	547.99
444.00	Impozit Salarii	4454.00	1619.00			4454.00	2353.00	2101.00
444	TOTAL CONT : 444	4454.00	1619.00			4454.00	2353.00	2101.00
446.10	Impozit dividende	8700.31				8700.31	4420.80	4279.51
446.20	Impozit cladiri si teren	100.00	204.00	5289.00	5289.00	5289.00	5289.00	45.00
446.30	Camera De Munca			98.00	98.00	198.00	243.00	
446	TOTAL CONT : 446	8800.31	204.00	5387.00	5387.00	14187.31	9952.80	4234.51
457.00	Dividende De Plata		449397.65	4420.80	4420.80	4420.80	449397.65	44976.85
457	TOTAL CONT : 457		449397.65	4420.80	4420.80	4420.80	449397.65	44976.85
461.00	Debitori-Persoane Juridice	778797.55	52128.00	44313.32	28359.69	823110.87	80487.69	742623.18
461	TOTAL CONT : 461	778797.55	52128.00	44313.32	28359.69	823110.87	80487.69	742623.18
473.00	Rotunjiri Ordin 418/2005		0.70				0.70	0.70
473	TOTAL CONT : 473		0.70				0.70	0.70
4	TOTAL GRUPA : 4	236334.28		83026.99	88825.79	962391.17	731855.69	230535.48
512.10	Banca-LEI	71718.56	49801.19	25001.64	17439.56	96720.20	67240.75	29479.45
512	TOTAL CONT : 512	71718.56	49801.19	25001.64	17439.56	96720.20	67240.75	29479.45

401/5121 = 0,23



531.10	Casa-LEI	12214.15	9534.00	3359.69	4540.00	15573.84	14074.00	1499.84
531	TOTAL CONT : 531	12214.15	9534.00	3359.69	4540.00	15573.84	14074.00	1499.84
581.00	Viramente conturi	3500.00	3500.00			3500.00	3500.00	
581	TOTAL CONT : 581	3500.00	3500.00			3500.00	3500.00	
5	TOTAL GRUPA : 5	24597.52		28361.33	21979.56	115794.04	84814.75	30979.29
605.00	Chelt.-Energie Electr.Si Apa	52550.84	52550.84	18321.03	18321.03	70871.87	70871.87	
605	TOTAL CONT : 605	52550.84	52550.84	18321.03	18321.03	70871.87	70871.87	
626.00	Chelt.-P.T.T.R.	1887.49	1887.49	1114.42	1114.42	3001.91	3001.91	
626	TOTAL CONT : 626	1887.49	1887.49	1114.42	1114.42	3001.91	3001.91	
627.00	Chelt.-Servicii Bancare	116.88	116.88	66.56	66.56	183.44	183.44	
627	TOTAL CONT : 627	116.88	116.88	66.56	66.56	183.44	183.44	
628.20	Chelt.-Servicii Alte	175.00	175.00	433.75	433.75	608.75	608.75	
628	TOTAL CONT : 628	175.00	175.00	433.75	433.75	608.75	608.75	
635.00	Chelt.-Alte Impozite Taxe	258.00	258.00	5961.50	5961.50	6219.50	6219.50	
635	TOTAL CONT : 635	258.00	258.00	5961.50	5961.50	6219.50	6219.50	
641.00	Chelt.-Salarii	13100.00	13100.00	5800.00	5800.00	18900.00	18900.00	
641	TOTAL CONT : 641	13100.00	13100.00	5800.00	5800.00	18900.00	18900.00	
645.10	Chelt.-CAS Societate	2537.00	2537.00	1115.00	1115.00	3652.00	3652.00	
645.20	Chelt.-Somaj Societate	66.00	66.00	26.00	26.00	92.00	92.00	
645.30	Chelt.-Sanatate Societate	825.00	825.00	327.00	327.00	1152.00	1152.00	
645.40	Chelt.-Protectia Muncii	58.00	58.00	11.00	11.00	69.00	69.00	
645	TOTAL CONT : 645	3486.00	3486.00	1479.00	1479.00	4965.00	4965.00	
658.10	Chelt.-Despagub.Amenzi, Penal.	133.70	133.70			133.70	133.70	
658	TOTAL CONT : 658	133.70	133.70			133.70	133.70	
681.00	Chelt.-Amortizare Imobilizari	5899.60	5899.60	2949.80	2949.80	8849.40	8849.40	
681	TOTAL CONT : 681	5899.60	5899.60	2949.80	2949.80	8849.40	8849.40	
691.00	Chelt.-Impozit Profit			6129.00	6129.00	6129.00	6129.00	
691	TOTAL CONT : 691			6129.00	6129.00	6129.00	6129.00	
6	TOTAL GRUPA : 6			42255.06	42255.06	119862.57	119862.57	
706.00	Venit.-Locatii,Chirii	26156.00	26156.00	13865.69	13865.69	40021.69	40021.69	
706	TOTAL CONT : 706	26156.00	26156.00	13865.69	13865.69	40021.69	40021.69	
708.00	Venituri din activitati div.	85991.06	85991.06	26020.90	26020.90	112011.96	112011.96	

708	TOTAL CONT : 708	85991.06	85991.06	26020.90	26020.90	112011.96	112011.96
766.00	Venit.-Dobanzi	5.53	5.53	1.64	1.64	7.17	7.17
766	TOTAL CONT : 766	5.53	5.53	1.64	1.64	7.17	7.17
7	TOTAL GRUPE : 7		39888.23	39888.23	152040.82	152040.82	
	TOTAL BALANTA	1670610.77	1670610.77	235786.67	235786.67	1906397.44	1906397.44
						1112111.08	1112111.08

