



**TTS**  
**TRANSPORT TRADE SERVICES S.A.**  
**BUCUREȘTI – ROMÂNIA**

**TTS Trading Bulletin May 2026 –  
Liquidity and Market Capitalization**

## Sections

Transaction Volumes	3
Transaction value	4
Market Capitalization	5

## Synthesis

- In May, the recorded transaction value was of 10.836.162 RON, equivalent to 2.417.698 USD, representing 0,256% of the total transaction value of the shares included in the Premium Category ("[Monthly Bulletin MAY 2026](#)" published by BVB).
- The median daily volume of TTS shares traded in May 2026 was 66.716 shares (+11,9 Δ May.26 / Apr.26, -49,8% Δ May.26 / May.25), 24,1% above the liquidity<sup>1</sup> threshold required for remaining in the FTSE Global All Cap Index.
- In May 2026, a total of 1.863.744 TTS shares were traded (-23,9% Δ May.26 / Apr.26, -36,8% Δ May.26 / May.25), with a daily average of 93.187 shares (-23,9% Δ May.26 / Apr.26, -33,7% Δ May.26 / May.25).
- The total traded value was 2.417.698 USD (-24,5% Δ May.26 / Apr.26, -5,5% Δ May.26 / May.25), with a daily average of May 2026 being 120.885 USD (-24,5% Δ May.26 / Apr.26, -0,8% Δ Feb.26 / Feb.25).
- The daily average of the traded value over the last 12 months was USD 141.352, equivalent to RON 616.811 (down 0,1% compared to the value recorded on 30 Apr 2026).

---

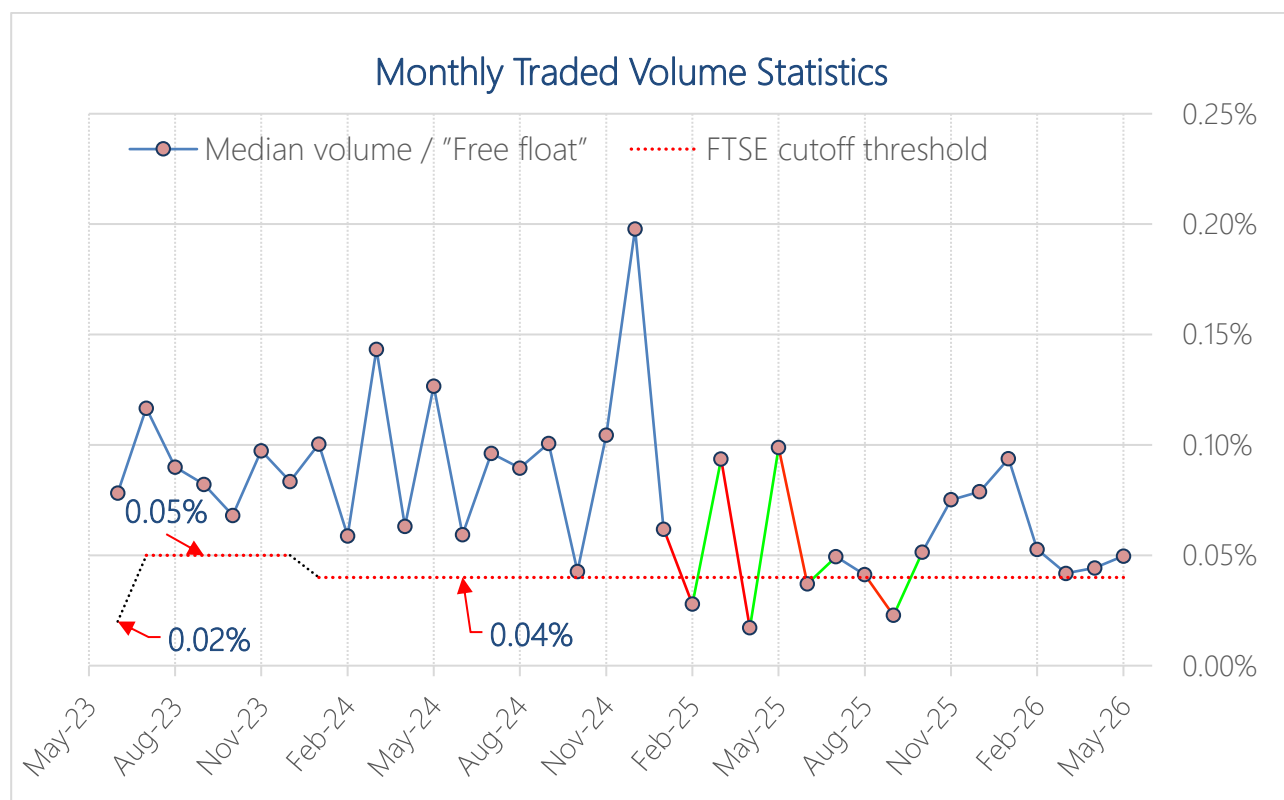
<sup>1</sup> The liquidity threshold for remaining is equal to 0.04% of the free float, i.e. 53.779 TTS shares (= 0.04% \* 134.447.001 shares).

## Transaction Volumes

Transaction volume – May.2026

	May.26	Apr.26	Δ May.26 / Apr.26	May.25	Δ May.26 / May.25
Total	1.863.744	2.447.487	-23,9%	2.950.898	-36,8%
Daily Average	93.187	122.374	-23,9%	140.519	-33,7%
Daily Median	66.716	59.635	+11,9%	132.828	-49,8%

	No. of shares traded			No. of shares traded / Free float		
	Total	Daily Average	Daily Median	Total	Daily Average	Daily Median
mai.26	1.863.744	93.187	66.716	1,4%	0,069%	0,050%
apr.26	2.447.487	122.374	59.635	1,8%	0,091%	0,044%
mar.26	1.322.495	60.113	56.265	1,0%	0,045%	0,042%
feb.26	1.997.991	99.900	70.912	1,5%	0,074%	0,053%
jan.26	4.015.240	223.069	126.034	3,0%	0,166%	0,094%
dec.25	2.536.056	140.892	105.887	1,9%	0,105%	0,079%
nov.25	3.945.978	197.299	100.991	2,9%	0,147%	0,075%
oct.25	2.719.453	118.237	69.053	2,0%	0,088%	0,051%
sept.25	1.441.691	65.531	30.546	1,1%	0,049%	0,023%
aug.25	1.670.304	83.515	55.385	1,2%	0,062%	0,041%
jul.25	2.826.246	122.880	66.323	2,1%	0,091%	0,049%
jun.25	1.670.987	83.549	49.802	1,2%	0,062%	0,037%



## Transaction value

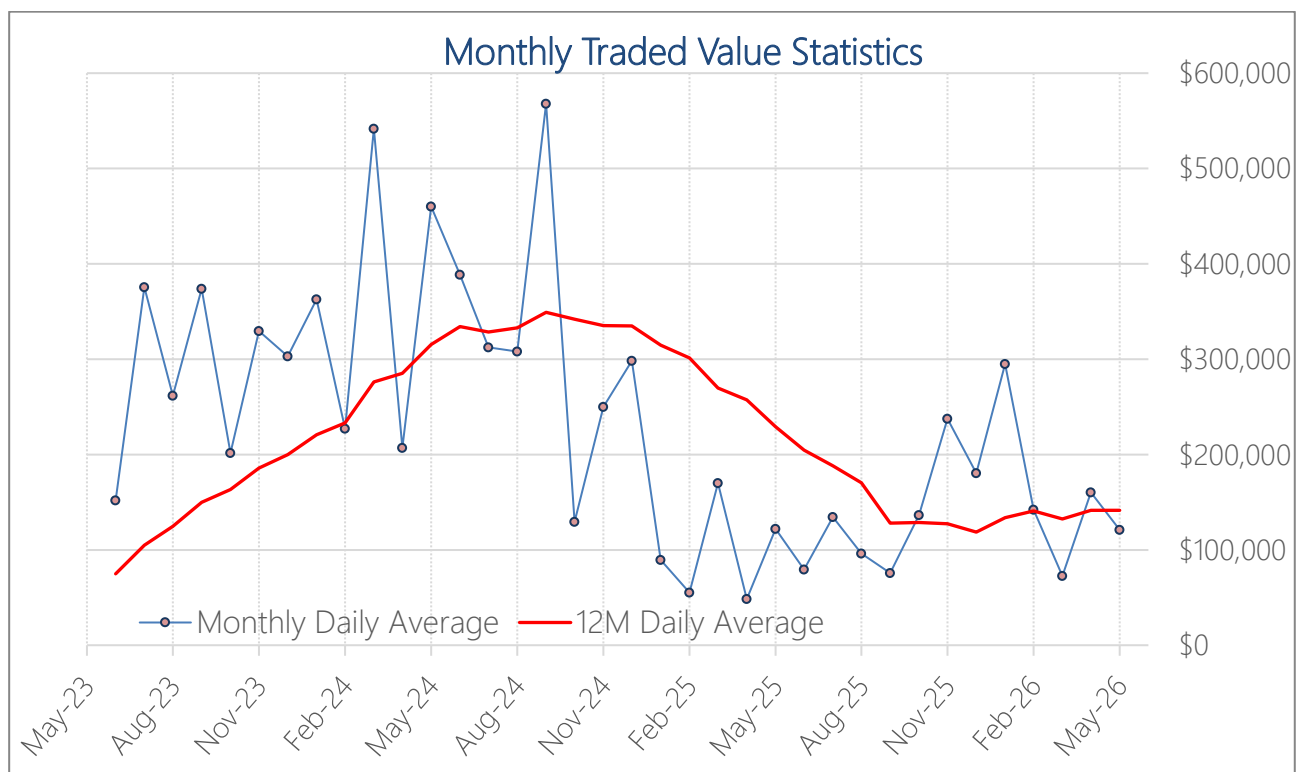
Transaction value (RON) – May.2026

	May.26	Apr.26	Δ May.26 / Apr.26	May.25	Δ May.26 / May.25
Total	10.836.162	13.892.415	-22,0%	11.546.095	-6,1%
Daily Average	541.808	694.621	-22,0%	549.814	-1,5%
Daily Median (12 months)	616.811	617.188	-0,1%	1.051.434	-41,3%

Transaction value (USD) – May.2026

	May.26	Apr.26	Δ May.26 / Apr.26	May.25	Δ May.26 / May.25
Total	2.417.698	3.202.677	-24,5%	2.559.360	-5,5%
Daily Average	120.885	160.134	-24,5%	121.874	-0,8%
Daily Median (12 months)	141.352	141.353	0,0%	229.112	-38,3%

	Transaction value (RON)			Transaction value (USD)		
	Total	Daily Average	Daily Average (12M)	Total	Daily Average	Daily Average (12M)
may.26	10.836.162	541.808	616.811	2.417.698	120.885	141.352
apr.26	13.892.415	694.621	617.188	3.202.677	160.134	141.353
mar.26	7.022.800	319.218	578.592	1.597.043	72.593	132.305
feb.26	12.271.666	613.583	619.442	2.845.952	142.298	140.863
jan.26	22.996.395	1.277.577	590.995	5.307.923	294.885	133.778
dec.25	14.097.293	783.183	528.885	3.245.655	180.314	118.735
nov.25	20.908.485	1.045.424	574.901	4.750.484	237.524	127.363
oct.25	13.711.144	596.137	588.134	3.134.795	136.295	128.864
sept.25	7.188.814	326.764	587.328	1.667.092	75.777	128.206
aug.25	8.394.283	419.714	777.543	1.925.394	96.270	170.442
jul.25	13.423.631	583.636	858.381	3.088.347	134.276	188.132
jun.25	6.992.493	349.625	937.218	1.589.438	79.472	204.720



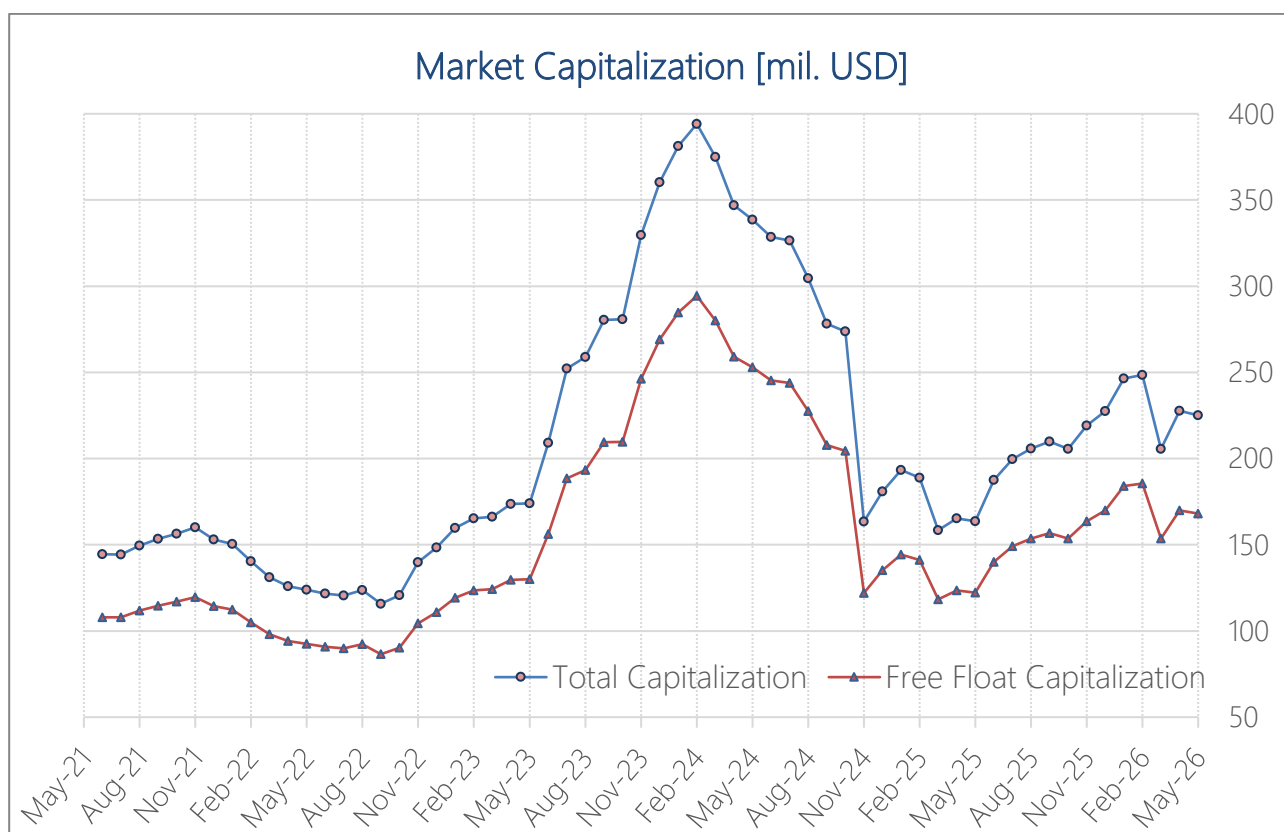
## Market Capitalization

MktCap (mil. RON) – May.2026

	May.26	Apr.26	Δ May.26 / Apr.26	May.25	Δ May.26 / May.25
Total capitalization	1.015,2	1.000,8	+1,4%	731,7	+38,7%
Free float capitalization	758,3	747,5		546,5	

MktCap (mil. USD) – May.2026

	May.26	Apr.26	Δ May.26 / Apr.26	May.25	Δ May.26 / May.25
Total capitalization	225,1	227,6	-1,1%	163,7	+37,5%
Free float capitalization	168,1	170,0		122,3	



	MktCap (mil. RON)		MktCap (mil. USD)	
	Total	Free float	Total	Free float
may.26	1.015,2	758,3	225,1	168,1
apr.26	1.000,8	747,5	227,6	170,0
mar.26	914,4	683,0	205,7	153,6
feb.26	1.072,8	801,3	248,5	185,6
jan.26	1.053,0	786,5	246,4	184,0
dec.25	984,6	735,4	227,5	169,9
nov.25	964,8	720,6	219,1	163,6
oct.25	907,2	677,6	208,6	155,8
sep.25	907,2	677,6	209,8	156,7
aug.25	893,7	667,5	205,7	153,7
jul.25	886,5	662,2	199,7	149,2
jun.25	812,7	607,0	187,6	140,1